

DEVON PROCESSIONAL (Revised April 2019)

Based very loosely on Bidford-on-Avon figures. Single step, right foot start, hands gently down & up but not coming above waist. Ideally for 6, 8 or 10 dancers. Devised by Colin Andrews

3 part tune : Dart: The spiral Exe: Lead up Torridge: Cross over

One of the aims of this procession is to keep the music close to the dancers and also increase awareness of what is happening ahead in the procession. All figures can be used to progress or remain fairly static.

FORMATION: Normal morris set of 6 or 8 persons in two lines, facing up. Music at head of set. Dancers stand with hands behind back, and come in with feet together, jump at end of once to yourself (Dart x 1)

SPIRAL: Dart x 2 No. 1 leads forward & out to right, curving back to left into circle around music. All turn left. Original bottom even person (No.6, 8 or 10) leads out to left but curves to right to face original direction of procession, separating into two lines of original formation. All face across and step on the spot if necessary to end of music. (Music is now at the back).

Whoever leads the spiral (no.1 first, 6 or 8 second) can curve the spiral tightly if limited space to progress

LEAD UP Exe x 2 All face across. Bottom pair dance up the inside of the others, crossing (odd in front of even) (Bars 1,2) Repeat with next pair (bars 3,4). Repeat until original pair at the top (but changed sides). Musicians move into space vacated by bottom pair each time, but move up middle of set to top as the dancers step in place for the last time. (2 bars)

Options:

1 lead up can continue but will result in different pair at top for next spiral or dance on spot until end of Exe 2

2 If procession is halted, then as bottom pair dance up outside the others move down lightly, and musicians stay at bottom until last 2 bars of exe2.

CROSS OVER: Torridge x 1

Face across. 2 bars (4 single steps) on the spot then cross right shoulders and all turn up (in direction of procession, odds turn left, evens turn right) to face across. Repeat left shoulders back to place back to place.


If procession is moving, the turn can be accentuated to give more forward progression. If procession is halted This figure can be replaced by back to back

All face up at end ready for next spiral.

DEVON MARCHES


Owly Dave Ramsden

DART




Musical notation for the 'DART' section, consisting of two staves. The first staff contains five measures of music with chords G, D, G, C, and D. The second staff contains four measures of music with chords G, D, G, and G D7, ending with a double bar line.

EXE



Musical notation for the 'EXE' section, consisting of two staves. The first staff contains five measures of music with chords G, D, C, G, and Em, ending with a double bar line. The second staff contains five measures of music with chords G, D, C, G, and D, ending with a double bar line.

TORRIDGE



Musical notation for the 'TORRIDGE' section, consisting of two staves. The first staff contains seven measures of music with chords G, Em, Am, D, C, G, and D, ending with a double bar line. The second staff contains seven measures of music with chords G, Em, Am, D, C, D7, and G, ending with a double bar line.